

## **LUNETTA® ADVANCED**

NIGHT LIGHT FAMILY WITH ADDED FUNCTIONS





1  
LUNETTA LED White



2  
LUNETTA Hall Sensor White



3  
LUNETTA Wave White


















4  
LUNETTA Slim White



5  
LUNETTA Round White



Product name	GTIN (EAN)	 No.	COLOR	MATERIAL	 <sup>2</sup>		
LUNETTA LED White	4058075266902	1	White	Polycarbonate (PC)/Acrylonitrile butadiene styrene (ABS)	25000	13.00	3
LUNETTA Hall Sensor White	4058075266780	2	White	Polycarbonate (PC)/Acrylonitrile butadiene styrene (ABS)	25000	0.70	10
LUNETTA Wave White	4058075399662	3	White	Polycarbonate (PC)/Acrylonitrile butadiene styrene (ABS)	25000	0.50	5
LUNETTA Slim White	4058075227934	4	White	Polycarbonate (PC)/Acrylonitrile butadiene styrene (ABS)	25000	0.30	3
LUNETTA Round White	4058075266827	5	White	Polycarbonate (PC)/Acrylonitrile butadiene styrene (ABS)	25000	0.30	3

Product name											
LUNETTA LED White	A++/A+/A	3000	≥80	120	IP20	100000	-	-	80.0	90.0	6
LUNETTA Hall Sensor White	A++/A+/A	3000	≥80	110	IP20	100000	67.0	84.0	73.0	-	6
LUNETTA Wave White	A++/A+/A	3000	≥80	80	IP20	12500	55.0	60.0	60.0	-	6
LUNETTA Slim White	A++/A+/A	3000	≥80	100	IP20	100000	58.0	60.0	60.0	-	6
LUNETTA Round White	A++/A+/A	3000	≥80	110	IP20	100000	-	-	60.0	71.0	6

<sup>1</sup> The exact terms and conditions can be found at [www.ledvance.com/consumer/services/guarantee](http://www.ledvance.com/consumer/services/guarantee) | <sup>2</sup> Average lifetime in hours | <sup>3</sup> Energy efficiency grade of the permanently integrated, non-exchangeable LED modules. Energy efficiency index (EEI) on a scale of A++ (highest efficiency) to E (lowest efficiency).