

ENDURA® CLASSIC LANTERN

TIMELESS LANTERNS WITH E27 BASE














1
ENDURA CLASSIC Lantern SQ M
E27 BK



2
ENDURA CLASSIC Lantern SQ S
E27 BK



Product name	GTIN (EAN)	 No.	 COLOR	 MATERIAL	 ²	 IP	 l (mm)	 w (mm)	 h (mm)	
ENDURA CLASSIC Lantern SQ M E27 BK ³	4058075206649	1	Black	Aluminum	E to A++	IP23	150.0	105.0	293.0	6
ENDURA CLASSIC Lantern SQ S E27 BK ³	4058075206625	2	Black	Aluminum	E to A++	IP23	150.0	105.0	225.0	6

¹ The exact terms and conditions can be found at www.ledvance.com/consumer/services/guarantee | ² Energy efficiency class of the light source compatible with the luminaire. Energy efficiency class on a scale of A++ (highest efficiency) to E (lowest efficiency). | ³ Maximum lamp wattage: 60W